

MINIMUM SYSTEM REQUIREMENTS

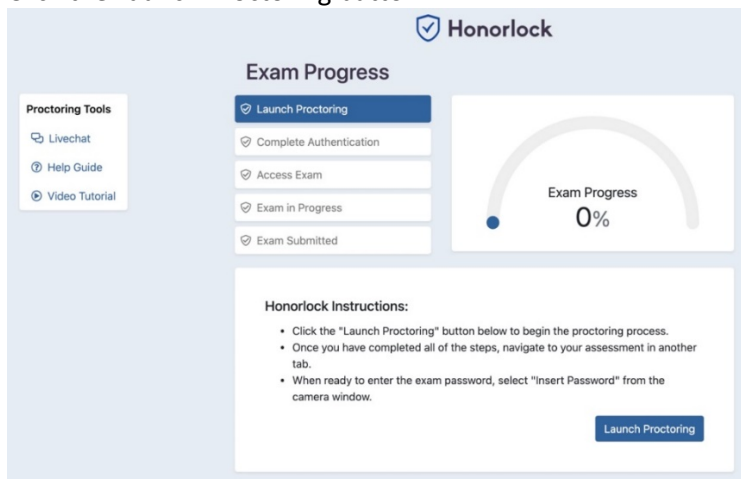
Operating System: Windows 10, MacOSX 10.13 and higher

Browser: Google Chrome (minimum version 84)

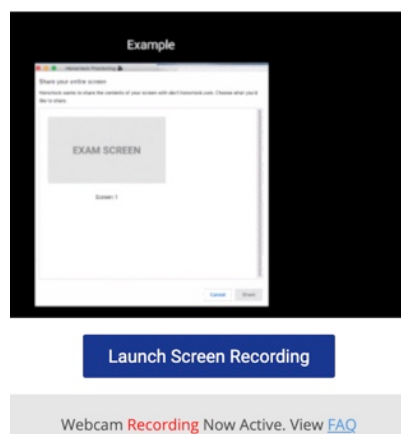
Internet Speed : 1.5 Mbps download, 750 Kbps upload

REMOTE TESTING INSTRUCTIONS

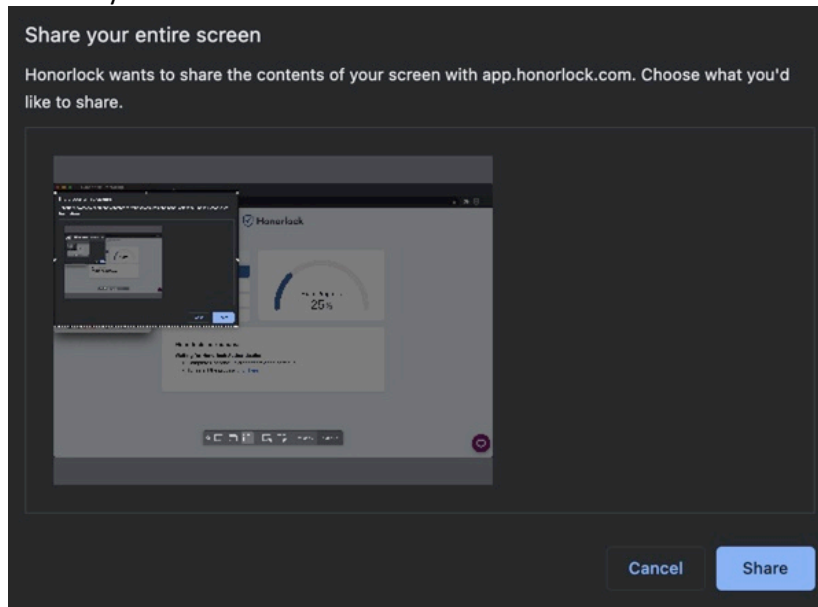
1. Click on the Honorlock tab.
2. Click the Launch button to start “Mobius – Math Placement Exam”. The Honorlock page will be pinned to Chrome.
3. Click the Launch Proctoring button.



4. Complete all the following steps on the Mobius Proctoring window:
 1. Student Photograph
 2. ID Photograph
 3. Room Scan
 4. Launch Screen Recording

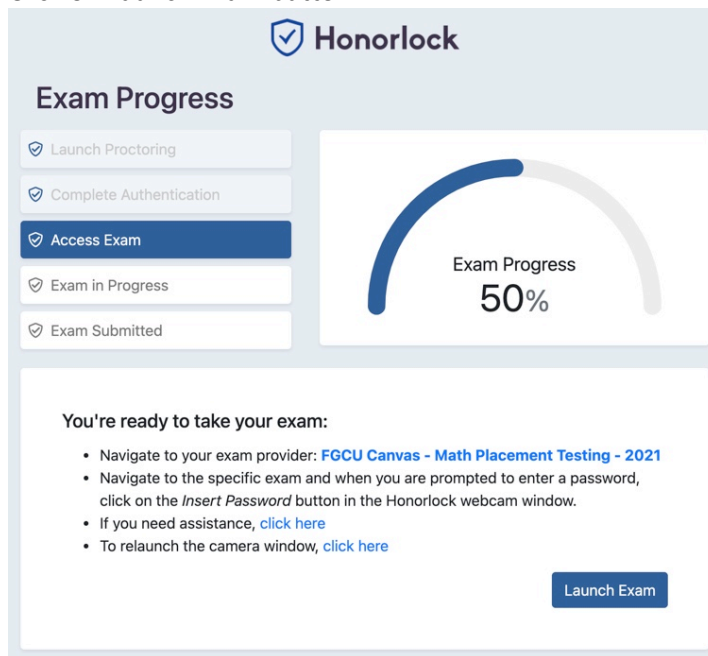


5. Click on your entire screen tile and then click on Share

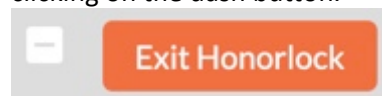


You have started the remote proctoring session!

5. On the Access Exam tab:
 1. Click on Launch Exam button



2. Click on "Algebra and Precalculus Concepts Readiness [APCR]"
3. Click on "Load Algebra and Precalculus Concepts Readiness [APCR] in a new window"
 1. If You cannot find the Accept button you can minimize the Honorlock bar by clicking on the dash button.



6. Mobius page will be visible now:
 1. Click on Request Authorization
 2. On the **Honorlock Proctoring floating window** click on Insert Password. You will see a message saying that multiple password fields were detected. Close message.



Multiple Password Fields

There are multiple password fields on this page. Click on the correct password field and then try again.

1. Click on the Empty Text Box on the Assignment Password section, and then try clicking Insert Password again on the **Honorlock Proctoring floating window**.

Assignment Password

Your instructor has created a password for this assignment. Enter it below to request authorization.

Submit Password

2. Click Submit Password
7. Complete the Algebra and Precalculus Concepts Readiness [APCR] exam.
 1. Do not move outside the Mobius exam window or the test will be halted. If the test does not resume, please contact us to fix the issue
 2. Once you finish the exam, the testing window should close by itself. You can exit out of Honorlock.
8. Complete the Trigonometry and Elementary Functions [TAEF] exam only if you scored more than 18 on the previous exam and were instructed by an advisor.
 1. Follow the instructions on the Trigonometry and Elementary Functions [TAEF] assignment.

If you need assistance with Honorlock or would like to check if your device meets system requirements, please visit their [Support](#) page.

If you want to check Honorlock's Status, please visit their [Status Page](#).

Student Instructions

- This is a closed note exam. Using your e-book or textbook **is not allowed**.
- Cell phones, tablets, laptops, smart watches, and any other electronic devices **are not allowed**.
- You may use two sheets of scratch paper. Make sure to show your entire work area during the room scan.
- You must remain in front of your computer for the duration of the exam. Bathroom breaks are allowed.

Testing Area

- Lighting in the room must be bright enough to show the student's face and surrounding area in a clear and detailed manner.
 - Be sure the desk or table is cleared of all other materials. This means the removal of all books, papers, notebooks, calculators, etc. unless specifically permitted in posted guidelines for that examination.
 - Students must show work area as well as the entire room during the room scan.
 - No visible writing on desk or on walls.
 - All other programs and/or windows on the testing computer must be closed prior to logging into the proctored test environment.
 - Loud music, television, or other distractions playing in the background are prohibited.
1. No other persons or parties aside from the exam taker should be permitted near the testing environment, and all communication between exam taker and third parties is prohibited.